

# Compressed air maintenance unit, series AS2-Inch

3/2 directional-control valve AS2-SOV, pneumatically operated,  
1/4 NPT - 3/8 NPT, ATEX approved

**AVENTICS**®



## Technical Data

Type	Poppet valve
Working pressure	36 ... 145 psi
Nominal flow q <sub>n</sub>	see table
Secondary pressure	91 psi and Δp = 15 psi
Ambient temperature	−10 °C to +50 °C (14 °F to +122 °F) *
Medium	Compressed air
Weight	see table
Installation position	any

Materials (body)	Polyamide, seals Buna-N(NBR)
Thread bushing	Die-cast zinc
Cover	ABS

ATEX:	In zone 1 (gas-ex, category 2G) In zone 21 (dust-ex, category 2D) In zone 2 (gas-ex, category 3G) In zone 22 (dust-ex, category 3D)
-------	--

\* with dried air

## Version:

Cut-off and sequencing valve with unrestricted cross-section.

Two switch positions: a) Basic position: input closed, output ventilated; b) Operated: input and output connected, exhaust closed.

Please observe note regarding compressed air preparation!



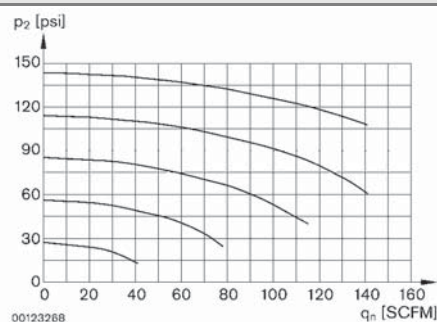
## Part no.

Symbol	Threaded ports	Nominal flow q <sub>n</sub> [CFM]	With options	Weight [lbs]	Part no.
	1/4 NPT	64	Change-over valve / shut-off valve pneumatically operated	0.48	<b>R432000666</b>
	3/8 NPT	71	Change-over valve / shut-off valve pneumatically operated	0.48	<b>R432000667</b>

## Accessories (to be ordered separately)

Accessory	Part no.
Silencer: sintered bronze (short)	<b>R432031044</b>
Mounting strap AS2-MBR-...-W03	<b>R412006370</b>
Mounting plate AS2-MBR-...-W01	<b>R432031071</b>
Block assembly kit AS2-MBR-...-W04	<b>R412006371</b>

## Flow rate characteristic



p<sub>2</sub> = secondary pressure  
q<sub>n</sub> = nominal flow

Pneutrol International Limited  
UK Office  
5 Caulside Drive, Antrim, BT41 2DU  
United Kingdom  
TEL: +44 (0) 289448 1808  
www.valves-direct.com

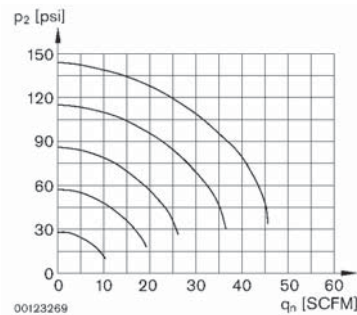
sales@pneutrol.com  
European Office  
Unit 6, Saint Anthony's Business Park, Ballymount Road, D22 VW95  
Ireland  
TEL: +353 (0) 1 4373653  
www.valves-direct.com  
30

# Compressed air maintenance unit, series AS2-Inch

3/2 directional-control valve AS2-SOV, pneumatically operated,  
1/4 NPT - 3/8 NPT, ATEX approved

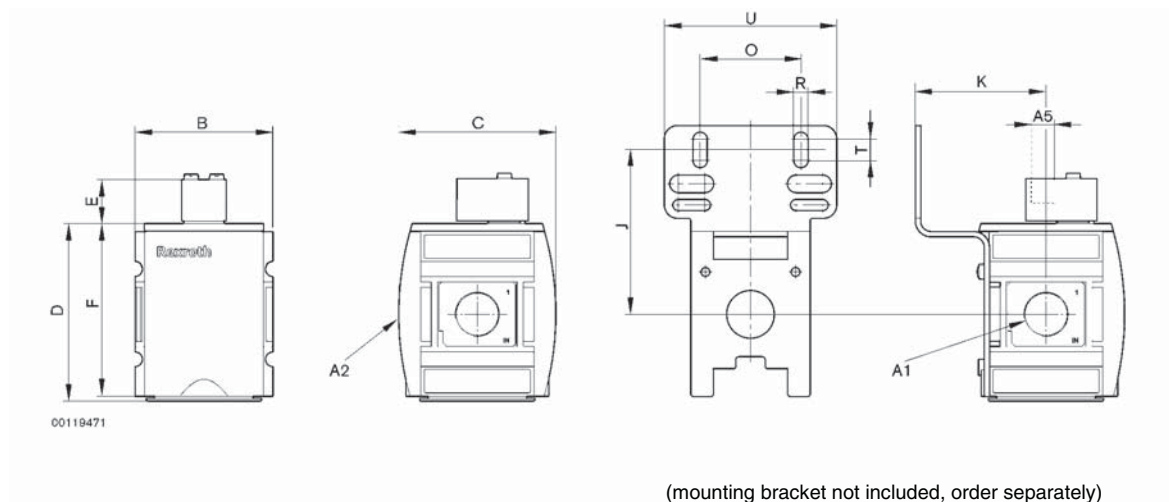
**AVENTICS**<sup>®</sup>

## Rear exhaust



p2 = secondary pressure  
qn = nominal flow

## Drawing



A1	A2 *	A5	B	C	D	E	F	J	K	O	R	T	U	X
1/4 NPT	1/4 NPT	G 1/8	2.047	2.323	2.630	0.669	2.559	2.433	1.945	1.496	0.213	0.394	2.559	0.394
3/8 NPT	1/4 NPT	G 1/8	2.047	2.323	2.630	0.669	2.559	2.433	1.945	1.496	0.213	0.394	2.559	0.394

\* Exhaust  
Dimensions in inches

Pneutrol International Limited  
UK Office  
5 Caulside Drive, Antrim, BT41 2DU  
United Kingdom  
TEL: +44 (0) 289448 1808  
www.valves-direct.com

sales@pneutrol.com  
European Office  
Unit 6, Saint Anthony's Business Park, Ballymount Road, D22 VW95  
Ireland  
TEL: +353 (0) 1 4373653  
www.valves-direct.com