

Compressed air maintenance unit, series AS3-Inch

3/2 directional-control dump valve AS3-SOV, pneumatically operated,
3/8 NPT - 1/2 NPT, ATEX approved

AVENTICS®



Technical Data

Type	Poppet valve
Working pressure	36 - 145 psi
Nominal flow qn	see table
Secondary pressure	91 psi and $\Delta p = 15$ psi
Ambient temperature	-10 °C to +50 °C (14 °F to +122 °F) *
Medium	Compressed air
Weight	see table
Installation position	any

Materials (body)	Polyamide, seals Buna-N(NBR)
Thread bushing	Die-cast zinc
Cover	ABS

ATEX:	In zone 1 (gas-ex, category 2G) In zone 21 (dust-ex, category 2D) In zone 2 (gas-ex, category 3G) In zone 22 (dust-ex, category 3D)
-------	--



* with dried air

Version:

Cut-off and sequencing valve with unrestricted cross-section.

Two switch positions: a) Basic position: input closed, output ventilated; b) Operated: input and output connected, exhaust closed.

Please observe note regarding compressed air preparation!

Part no.

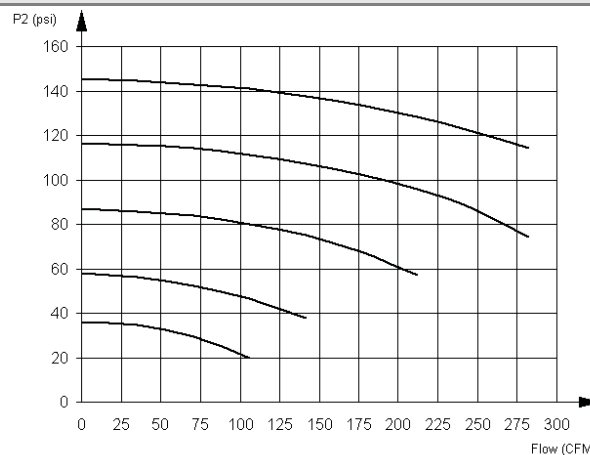
Symbol	Threaded ports	Nominal flow qn [CFM]	With options	Weight [lbs]	Part no.
	3/8 NPT	159	Change-over valve / shut-off valve pneumatically operated	1.01	R432002177 R432031478*
	1/2 NPT	159	Change-over valve / shut-off valve pneumatically operated	1.01	R432002178 R432031472*

*Version for air flow from right to left.

Accessories (to be ordered separately)

Accessory	Part no.
Silencer: sintered bronze (conical)	R432031045
Mounting strap AS3-MBR-...-W03	R412007370
Mounting plate AS3-MBR-...-W01	R432031072
Block assembly kit AS3-MBR-...-W04	R412007371

Flow rate characteristic



p2 = secondary pressure
qn = nominal flow

Pneutrol International Limited
UK Office
5 Caulside Drive, Antrim, BT41 2DU
United Kingdom
TEL: +44 (0) 289448 1808
www.valves-direct.com

sales@pneutrol.com
European Office
Unit 6, Saint Anthony's Business Park, Ballymount Road, D22 VW95
Ireland
TEL: +353 (0) 1 4373653
www.valves-direct.com

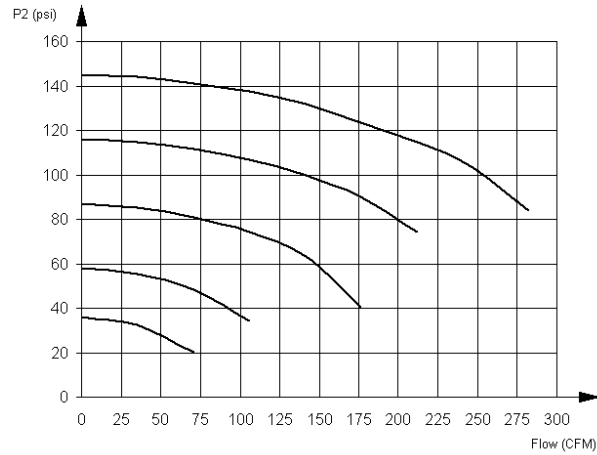
Compressed air maintenance unit, series AS3-Inch

3/2 directional-control dump valve AS3-SOV, pneumatically operated,
3/8 NPT - 1/2 NPT, ATEX approved

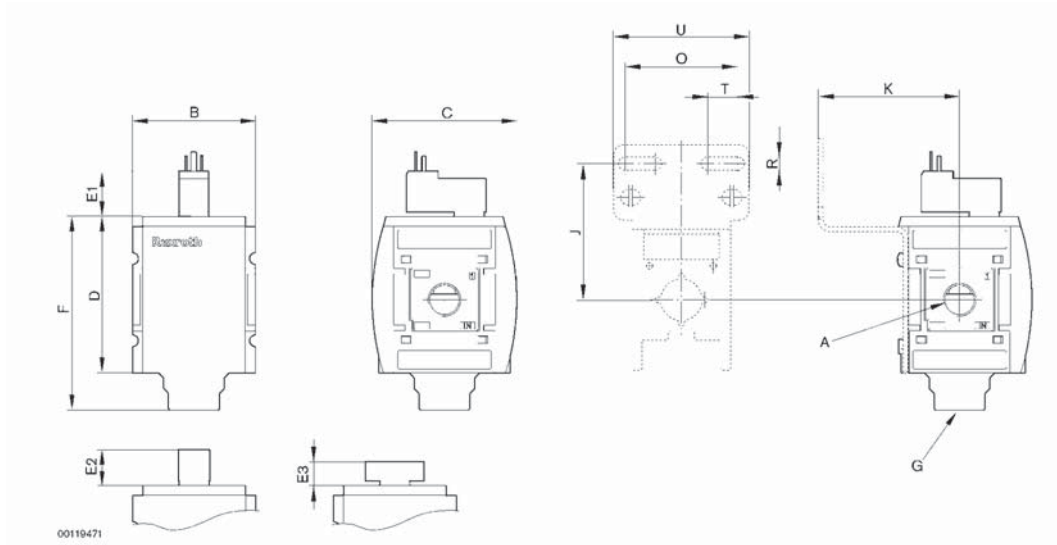


Rear exhaust

p2 = secondary pressure
qn = nominal flow



Drawing



(mounting bracket not included, order separately)

A	G	B	C	D	E1	E2	E3	F	J	K	O	R	T	U
3/8" NPT	3/8" NPT	2.480	2.913	3.150	0.913	0.728	0.484	3.898	2.854	2.598	2.362	0.276	0.630	2.835
1/2" NPT	3/8" NPT	2.480	2.913	3.150	0.913	0.728	0.484	3.898	2.854	2.598	2.362	0.276	0.630	2.835

Dimensions in inches

Pneutrol International Limited
UK Office
5 Caulside Drive, Antrim, BT41 2DU
United Kingdom
TEL: +44 (0) 289448 1808
www.valves-direct.com

sales@pneutrol.com
European Office
Unit 6, Saint Anthony's Business Park, Ballymount Road, D22 VW95
Ireland
TEL: +353 (0) 1 4373653
www.valves-direct.com