

PRESENTATION

- Suitable to withstand aggressive environmental conditions and/or frequent cleaning cycles with oxidising agents.
- Manual downstream air shutoff on machinery and systems
- Locks pressurisation of the system after manual shutoff: in padlocked position
- This accessory contributes to having machinery and installations comply with European directives

SPECIFICATIONS

FLUID	: Compressed air
PORTS	: G 1/4 - G 3/8 - G 1/2 (port 3 : G1/4)
MAX. PRESSURE	: 16 bar
AMBIENT TEMPERATURE	: -10°C at +50°C
MAX. FLOW (1 to 2)	: Full flow valve
DRAIN RATE (2 to 3)	: 200 l/min at 6,3 bar
DRAIN TIME (2 to 3)	: 53 s (for a 10-litre capacity)

CONSTRUCTION

Body : glass filled polyamide (PA)
seals : nitrile (NBR)
Isolation or exhaust by quarter-turn manual control
Upstream installation of FRL unit
Air flow direction indicated by arrow
G1/4 pipable exhaust port on under side

CHOICE OF EQUIPMENT

description	Modulair range	port sizes	code
Standard 3/2 isolation valve	112	G 1/4	34303228
		G 3/8	34303229
		G 1/2	34303230
Padlockable 3/2 isolation valve	112	G 1/4	34303244
		G 3/8	34303245
		G 1/2	34303246

ACCESSORIES

Assembly kit for adaptation on FRL unit , code: **34303226**
G 1/4 sintered bronze silencer, code : **34600002** (weight : 0,030 kg)
G 1/4 porous plastic silencer, code : **34600407** (masse : 0,004 kg)

DIMENSIONS AND WEIGHTS

Weights: standard valve : 0,590
padlockable valve : 0,640kg

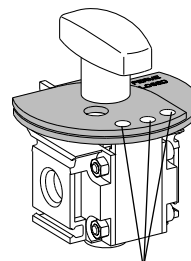
Modulair range	
112	
Ø W	G1/4 G3/8 G1/2
A	84
B	106
B2	56
C	55
C2	70
C3	74
C4	48
C5	88
D	58
E2	74
F1	46
J	49
K	17
Ø L	5,5
M	4
Ø S	G1/4

- ① Direct frontal mounting: 2 holes of dia. L and depth C4
- ② Mounting with 2 side brackets (accessory)
- ③ Matching G 1/4 silencer (accessory)
- ④ For padlockable version



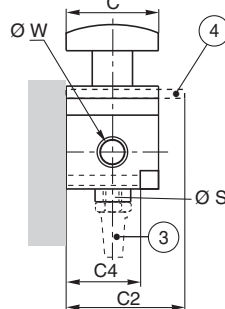
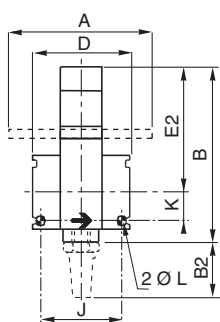
Recommendation: do not obstruct exhaust port 3 located on underside

Padlockable isolation valve



Can be immobilised in closed position with 3 padlocks (three 7 mm dia. holes)

DIRECT FRONTAL MOUNTING ①



WITH MOUNTING BRACKETS

