SPOOL VALVES
solenoid air operated
ISO 15407-1 - VDMA 24563 subbase-mounted body
integrated pilots

JOUCOMATIC

5/2-5/3
Series
538
Type
ISO size 02 (18 mm)

GENERAL

Fluid	Air or neutral gaz, filtered, lubricated or not
Operating pressure	1,5 to 8 bar
Ambient temperature	+5°C to +50°C
Flow (Qv at 6 bar)	500 l/min (ANR)
Base	ISO 15407-1 - VDMA 24563
Subbase	Single or joinable subbases

CONSTRUCTION

SPOOL VALVES	
Body	Light alloy
End covers	POM (polyacetal)
Internal parts	Stainless steel, light alloy, POM (acetal resin)
Seals	NBR (nitrile)
PILOT	
Coil and iron circuit	Encapsulated
Electrical equipment	Conforming to NF C79300 standard
Seals	NBR (nitrile)

ELECTRICAL CHARACTERISTICS

voltages		consumption	insulation class	protection degree	electrical connection
~	24V, 115V - 50/60Hz	1,4 VA (1,1 W)	F	IP 65	spade plug size 15 connector, DIN 43650, 9,4 mm, industry standard B, rotatable by 90°
=	12V, 24V	1 W			

E

SPECIFICATIONS

function symbol		operators solenoid air operated pilot (14) return (12)	catalogue number 24V ~	115V ~	230V ~	24V =
5/2	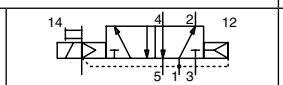	differential return	**53800006**	**53800007**	**53800008**	**53800009**
	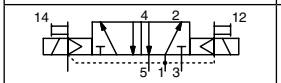	solenoid air return	**53800010**	**53800011**	**53800012**	**53800013**
5/3	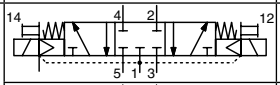	pressure held **W1**	**53800014**	**53800015**	**53800016**	**53800017**
	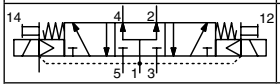	pressure applied **W2**	**53800018**	**53800019**	**53800020**	**53800021**
	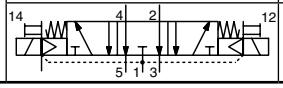	pressure release **W3**	**53800022**	**53800023**	**53800024**	**53800025**

OPTIONS

- Material and solenoid pilot valve for use in potentially **explosive atmospheres** caused by gases or dusts - ATEX directive 94/9/EC (consult our ATEX - X019 catalogue)

SUBBASES : see page 3
DIMENSIONS : see page 3

00211GB-2011/R02
Availability, design and specifications are subject to change without notice. All rights reserved.

Pneutrol International Limited
UK Office
5 Caulside Drive, Antrim, BT41 2DU
United Kingdom
TEL: +44 (0) 289448 1808
www.valves-direct.com

sales@pneutrol.com
European Office
Unit 6, Saint Anthony's Business Park, Ballymount Road, D22 VW95
Ireland
TEL: +353 (0) 1 4373653
www.valves-direct.com

SPOOL VALVES
solenoid air operated
ISO 15407-1 - VDMA 24563 subbase-mounted body
CNOMO pilots, size 15

JOUCOMATIC

5/2-5/3
Series
538
Type
ISO size 02 (18 mm)

FEATURES
- *The different electrical connections (DIN or metal M12) and low power consumption of the standard pilots allow the valves to be used in a variety of applications.*

GENERAL
Fluid	Air or neutral gas, filtered, lubricated or not
Operating pressure	1,5 to 8 bar (with internal supply to pilot) 0 to +8 bar (with external supply to pilot)
Ambient temperature	+5°C to +50°C
Flow (Qv at 6 bar)	500 l/min (ANR)
Base	ISO 15407-1 - VDMA 24563
Subbase	Single or joinable subbases

CONSTRUCTION
SPOOL VALVES

Body	Light alloy
End covers	POM (polyacetal)
Internal parts	Stainless steel, light alloy, POM (acetal resin)
Seals	NBR (nitrile)

PILOTS (see page P502B)
Solenoid valves 3/2 NC, **series 302**, pad mounting ISO 15218 (CNOMO E06.36.120N, size15)

ELECTRICAL CHARACTERISTICS

voltages		consumption		insulation class	protection degree	electrical connection
~	=	~	=			
24V, 115V	12V, 24V	1,2 VA	1,1 W	F	IP 65	spade plug size 15 connector, DIN 43650, 9,4 mm, industry standard B, rotatable by 90°
230V	24V	1,6 VA	1,5 W			
-	24V	-	0,65 W	F	IP 67	M12 connection + LED and protection

SPECIFICATIONS

function symbol		operators solenoid air operated pilot (14) return (12)	pilot pressure (bar) min.	pilot pressure (bar) max.	2 catalogue numbers: spool valve without manual testers	+	solenoid valve quantity and cat. n° with connector size 15 or M12 connection	(W)	(M)
5/2	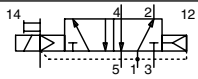	differential return	1,5	8	**53890026**	+ 1x	**30211109** (T15)	1,1	▼
							30211110 (T15)	1,1	●
	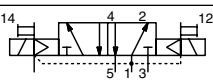	solenoid air return	1	8	**53890027**		**30211121** (T15)	1,5	▼
							30211122 (T15)	1,5	●
5/3	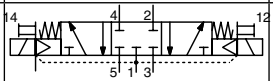	pressure held **W1**	1,5	8	**53890028**		**30212106** (M12)	0,65	▼
							30212107 (M12)	0,65	●
	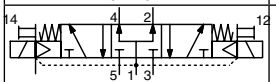	pressure applied **W2**	1,5	8	**53890029**	+ 2x	*to see our complete range of pilot 302 (P502B)*		
	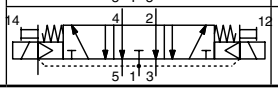	pressure release **W3**	1,5	8	**53890030**				

(M) Type of manual operator on pilot(s) ● : maintained ▼ : impulse

When ordering, please specify in addition to the basic solenoid valve catalogue number:
- the type of current: voltage / frequency of the solenoid valve
- to be inserted after the basic solenoid valve catalogue number: --A (~) or --D (=)

Examples : **53890026** + *1 x* **30211109**--D 24V DC
53890027 + *2 x* **30211121**--A 230V AC

OPTIONS
- Material and solenoid pilot valve for use in potentially **explosive atmospheres** caused by gases or dusts - ATEX directive 94/9/EC (consult our ATEX - X019 catalogue)

PILOTING SUPPLY
The spool valve is equiped with seals which allow either :
- internal supply (mark **INT**)
- external supply (mark **EXT**)

External supply allows use of this material for fluids from **0** to 8 bar
*The equipment is supplied with internal supply (mark **INT**)*

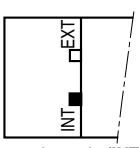

Internal supply (**INT**)

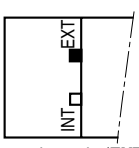

External supply (**EXT**)

Pneutrol International Limited
UK Office
5 Caulside Drive, Antrim, BT41 2DU
United Kingdom
TEL: +44 (0) 289448 1808
www.valves-direct.com

sales@pneutrol.com
European Office
Unit 6, Saint Anthony's Business Park, Ballymount Road, D22 VW95
Ireland
TEL: +353 (0) 1 4373653
www.valves-direct.com

00211GB-2011/R02
Availability, design and specifications are subject to change without notice. All rights reserved.

SUBBASES

subbase	size	connection	description	port connection 1-3-5	port connection 2-4	port connection 12-14	catalogue number
single subbase	ISO 02	side	subbase	G 1/8	G 1/8	M5	**35500525**
joinable subbases	ISO 02	side	subbase	-	G 1/8	M5	**35500527**
			set of 2 end plates	G 1/4	-	-	**88135539**
			set of 3 plugs on main pressure (1) and exhausts (3-5) for 2 different pressure supplies (see bellow)				**88135541**
			blanking plate to cover interface				**88100358**



Spool valves with subbase mounted pilots on joinable subbases

Joinable subbases ISO 02 can be mounted on symmetrical EN 50022 profile with hexagon screws.

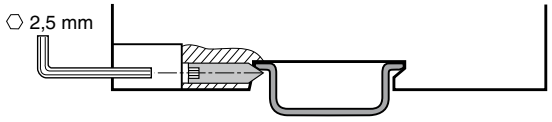

A mounting principle of a plug set: this device allows joinable subbases to be supplied with 2 different pressure inlets.

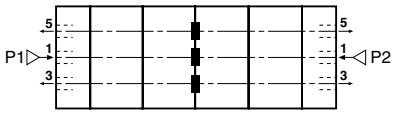

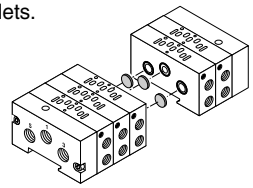

DIMENSIONS (mm), WEIGHT (kg)

Spool valve with integrated pilots on single subbase

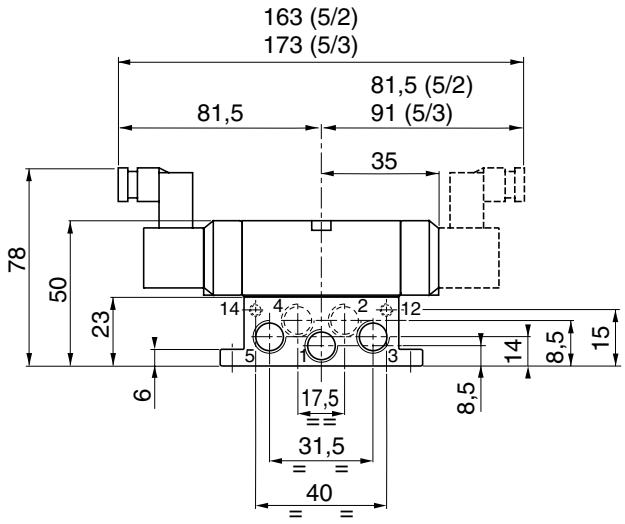

weight spool valve + subbase	
with 1 pilot	with 2 pilots
0,200	0,250

n° ports	Ø ports
1-3-5	G 1/8
2-4	G 1/8
12-14	M5

View from below

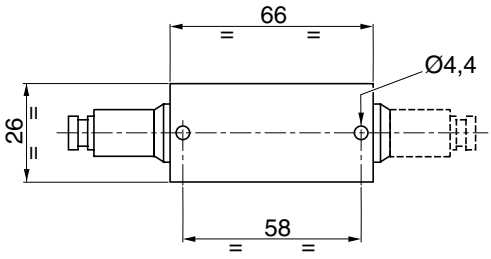

Spool valve with subbase mounted pilots on single subbase

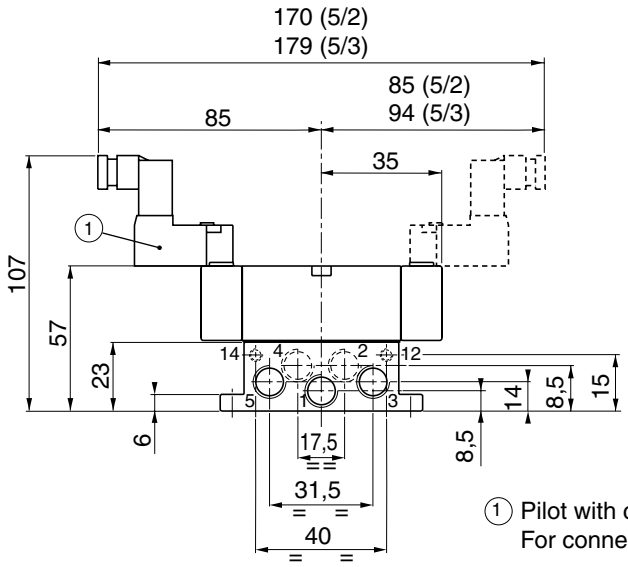

weight spool valve + subbase	
with 1 pilot	with 2 pilots
0,220	0,300

n° ports	Ø ports
1-3-5	G 1/8
2-4	G 1/8
12-14	M5

View from below

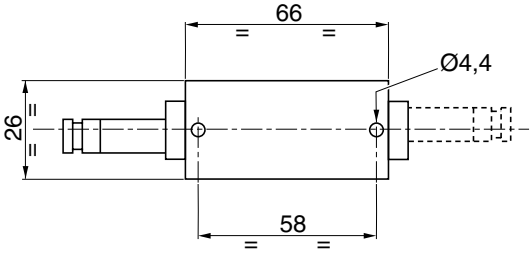

(1) Pilot with connector size 15.
For connector M12 see page P502B-4.

00211GB-2012/R01
Availability, design and specifications are subject to change without notice. All rights reserved.

Pneutrol International Limited
UK Office
5 Caulside Drive, Antrim, BT41 2DU
United Kingdom
TEL: +44 (0) 289448 1808
www.valves-direct.com

sales@pneutrol.com
European Office
Unit 6, Saint Anthony's Business Park, Ballymount Road, D22 VW95
Ireland
TEL: +353 (0) 1 4373653
www.valves-direct.com

DIMENSIONS (mm)**, WEIGHT** (kg)

Spool valve with integrated pilots on joinable subbases

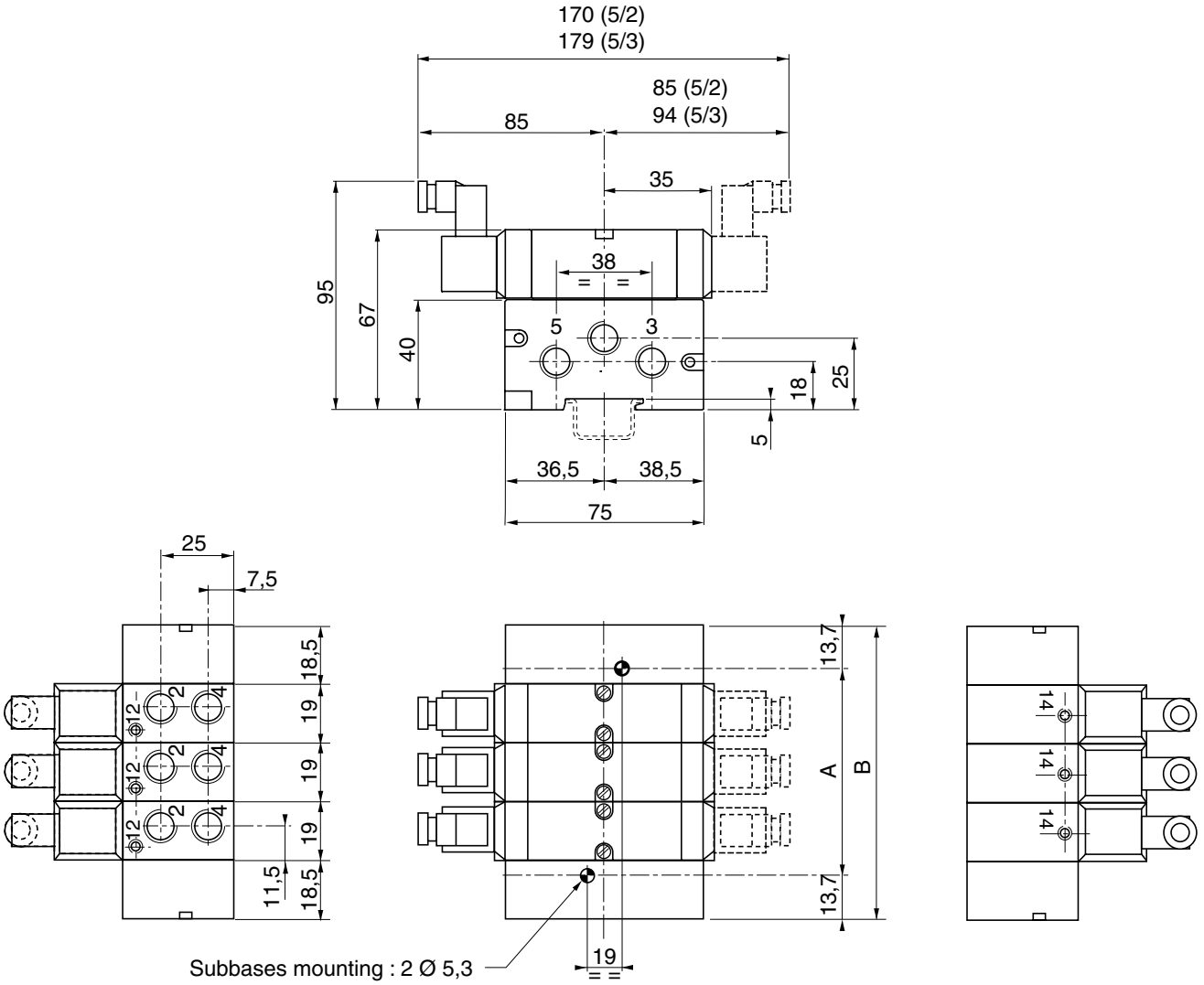

number of subbases	dimension		weight
	A	B	spool valve + 2 pilots + subbases + end plates
3	66,5	94	1,100
4	85,5	113	1,390
5	104,5	132	1,680
6	123,5	151	1,970
7	142,5	170	2,260
8	161,5	189	2,550
+1	+19	+19	+ 0,290

00211GB-2011/R01
Availability, design and specifications are subject to change without notice. All rights reserved.

Pneutrol International Limited
UK Office
5 Caulside Drive, Antrim, BT41 2DU
United Kingdom
TEL: +44 (0) 289448 1808
www.valves-direct.com

sales@pneutrol.com
European Office
Unit 6, Saint Anthony's Business Park, Ballymount Road, D22 VW95
Ireland
TEL: +353 (0) 1 4373653
www.valves-direct.com

DIMENSIONS (mm)**, WEIGHT** (kg)

Spool valve with subbase mounted pilots on joinable subbases

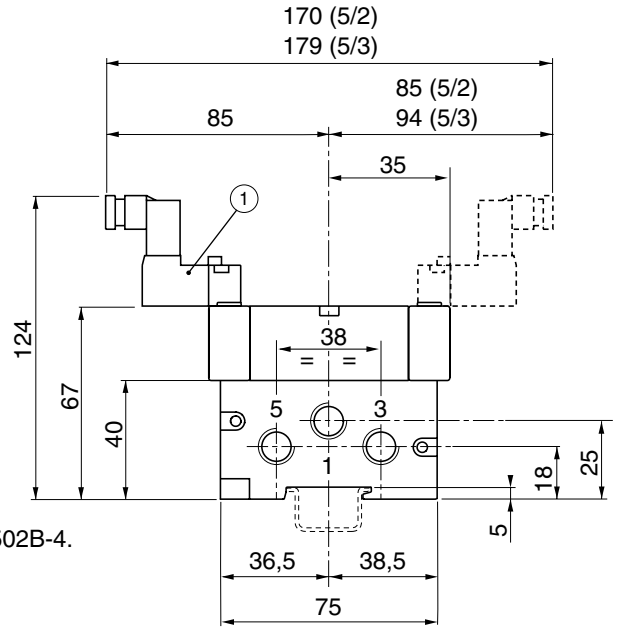

① Pilot with connector size 15.
For connector M12 see page P502B-4.

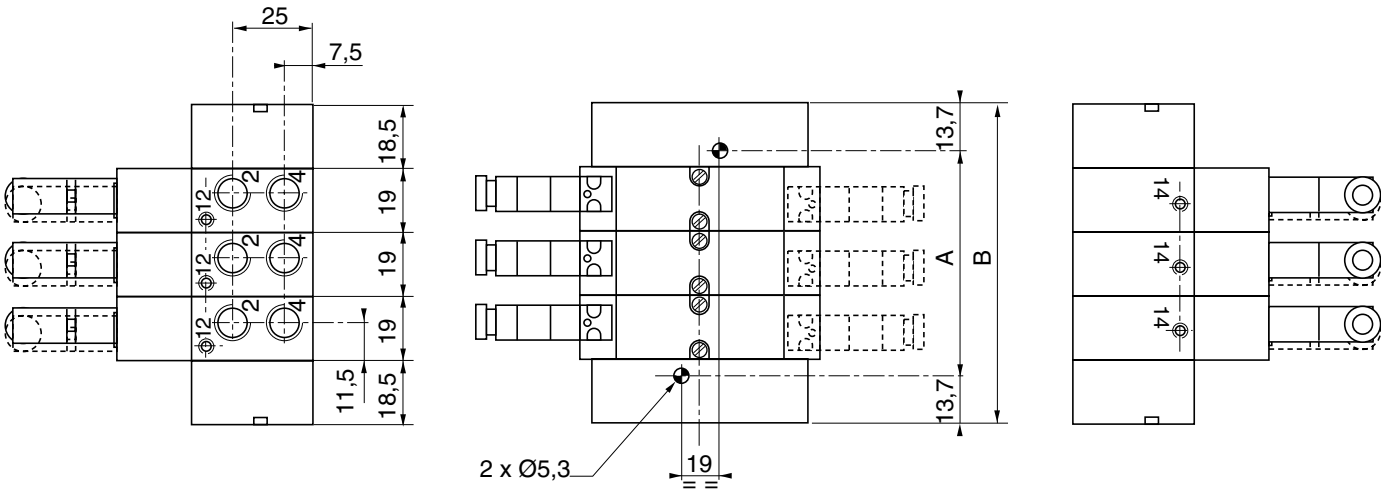

number of subbases	dimension		weight
	A	B	spool valve + 2 pilots + subbases + end plates
3	66,5	94	1,260
4	85,5	113	1,600
5	104,5	132	1,940
6	123,5	151	2,280
7	142,5	170	2,620
8	161,5	189	2,960
+1	+19	+19	+ 0,340

E

00211GB-2011/R01
Availability, design and specifications are subject to change without notice. All rights reserved.