



5/2-directional valve, Series WV02

- Qn = 500 l/min
- Compressed air connection output G 1/8
- Pipe connection



Version	Spool valve, positive overlapping
Activation	Pneumatically
Pilot	external
Sealing principle	Soft sealing
Flow rate value Qn	500 l/min
Working pressure min./max.	See table below
Control pressure min./max.	See table below
Ambient temperature min./max.	0 ... 80 °C
Medium temperature min./max.	0 ... 80 °C
Medium	Compressed air
Max. particle size	5 µm
Oil content of compressed air	0 ... 5 mg/m ³
Mounting on manifold strip	PRS strip
Mounting screw	M3
Weight	See table below

Technical data

Part No.		Compressed air connection	
		Input	Output
0820238001		G 1/8	G 1/8
0820238002		G 1/8	G 1/8

Part No.	Working pressure min./max.	Control pressure min./max.	Weight	
0820238001	2 ... 10 bar	10 bar	0,08 kg	1)
0820238002	-0,9 ... 10 bar	1,5 ... 10 bar	0,1 kg	-

1) See diagram

Technical information

The min. control pressure must be adhered to, since otherwise faulty switching and valve failure may result!

The pressure dew point must be at least 15 °C under ambient and medium temperature and may not exceed 3 °C .

The oil content of compressed air must remain constant during the life cycle.

Use only the approved oils from AVENTICS. Further information can be found in the "Technical information" document (available in the MediaCentre).

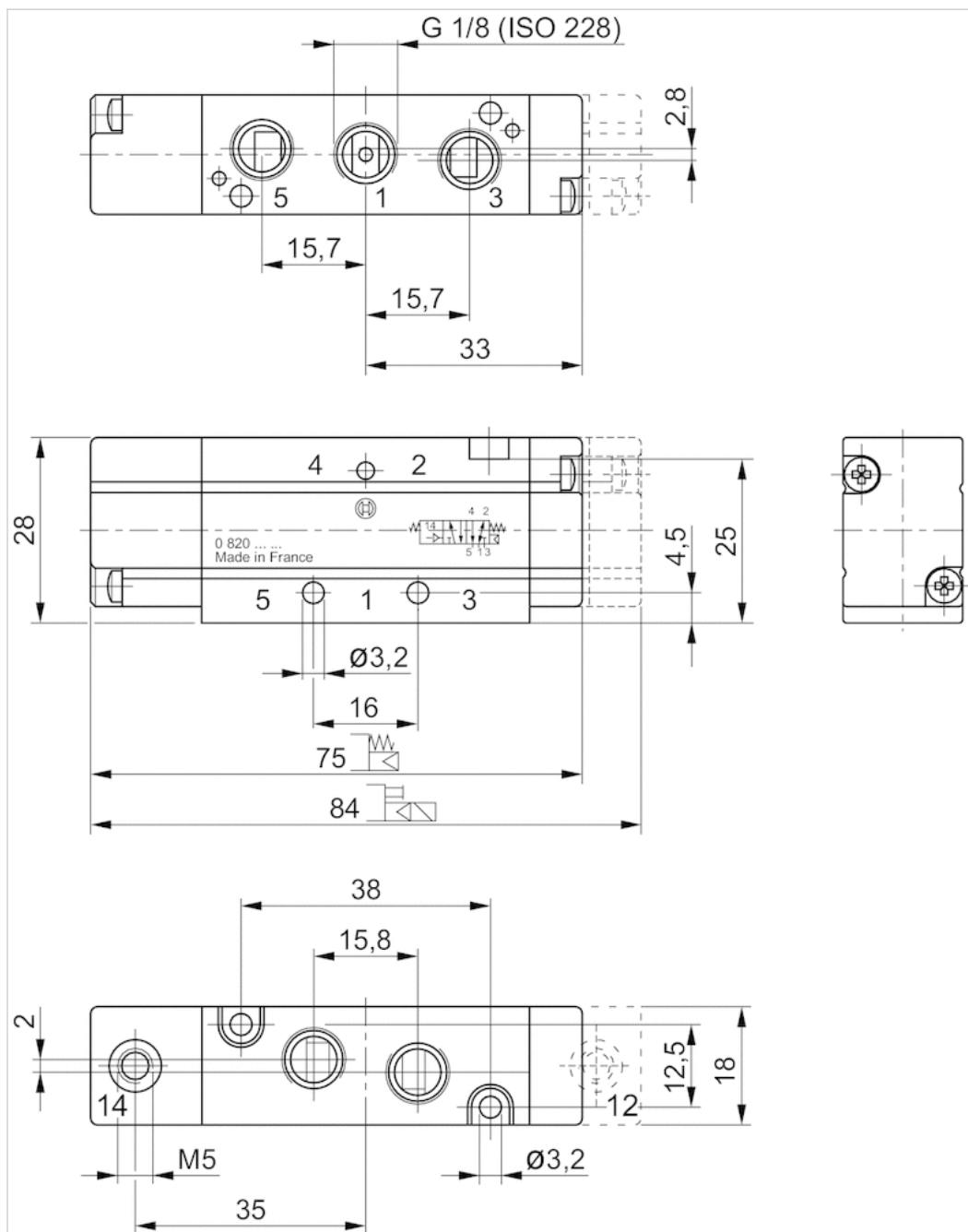
Technical information

Material	
Housing	Aluminum, anodized
Seals	Acrylonitrile butadiene rubber Hydrogenated nitrile butadiene rubber

Material	
Front plate	Polyamide
Threaded bushing	Aluminum

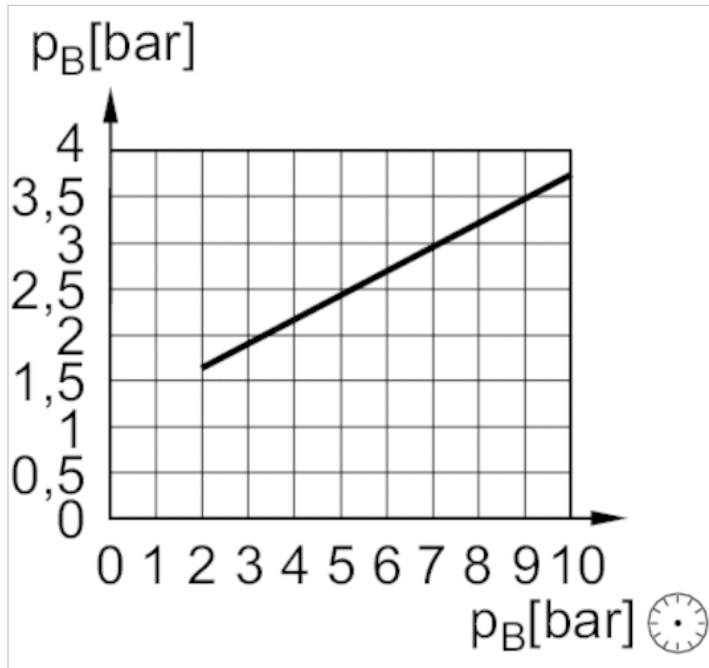
Dimensions

Dimensions



Diagrams

Control pressure



p_e = external control pressure, min.

P = Working pressure