

5/3-directional valve, Series WV02




- Qn = 400 l/min
- Compressed air connection output G 1/8
- double air pilot
- Pipe connection



Version	Spool valve, positive overlapping
Activation	Pneumatically
Pilot	external
Sealing principle	Soft sealing
Working pressure min./max.	-0,9 ... 10 bar
Control pressure min./max.	2,2 ... 10 bar
Ambient temperature min./max.	0 ... 80 °C
Medium temperature min./max.	0 ... 80 °C
Medium	Compressed air
Max. particle size	5 µm
Oil content of compressed air	0 ... 5 mg/m ³
Mounting on manifold strip	PRS strip
Mounting screw	M3
Weight	0,11 kg



Technical data

Part No.			Compressed air connection	
				Input
0820239001		closed center		G 1/8
0820239002		exhausted center		G 1/8
0820239003		pressurized center		G 1/8

Part No.	Compressed air connection		Flow
		Output	Qn
0820239001		G 1/8	400 l/min
0820239002		G 1/8	250 l/min
0820239003		G 1/8	250 l/min

Technical information

The min. control pressure must be adhered to, since otherwise faulty switching and valve failure may result!

The pressure dew point must be at least 15 °C under ambient and medium temperature and may not exceed 3 °C .

The oil content of compressed air must remain constant during the life cycle.

Use only the approved oils from AVENTICS. Further information can be found in the "Technical information" document (available in the MediaCentre).

Technical information

Material	
Housing	Aluminum, anodized
Seals	Acrylonitrile butadiene rubber Hydrogenated nitrile butadiene rubber

Material	
Front plate	Polyamide
Threaded bushing	Aluminum

Dimensions

Dimensions

