













## 2x3/2-directional valve, Series TC08

- Operating voltage 24 V DC
- Qn = 600 l/min
- Pilot valve width : 15 mm
- Pipe connection
- Compressed air connection output : G 1/8
- Electrical connection : Plug, M8, 4-pin
- Manual override : with detent
- Double solenoid
- With spring return
- Pilot : external, internal



|   |                                   |
|---|-----------------------------------|
| Version   | Spool valve, positive overlapping |
| Activation  | Electrically                      |
| Pilot   | external, internal                |
| Sealing principle                                       | Soft sealing                      |
| Working pressure min./max.                              | See table below                   |
| Control pressure min./max.                              | 2,5 ... 10 bar                    |
| Ambient temperature min./max.                           | -10 ... 50 °C                     |
| Medium temperature min./max.                            | -10 ... 50 °C                     |
| Medium  | Compressed air                    |
| Max. particle size                                      | 5 µm                              |
| Oil content of compressed air                           | 0 ... 5 mg/m <sup>3</sup>         |
| Nominal flow Qn   | 600 l/min                         |
| Compressed air connection                               | according to ISO 228-1            |
| Connector standard                                      | DIN EN 60947-5-2                  |
| Protection class acc. to DIN EN 61140                   | Class III                         |
| Electrically  |                                   |
| Protection class with connection                        | IP65                              |
| LED status display                                      | Yellow                            |
| Duty cycle  | 100 %                             |
| Typ. switch-on time                                     | 10 ms                             |
| Typ. switch-off time                                    | 14 ms                             |
| Generic immunity standard in accordance EN 50082-2 with |                                   |
| Mounting on manifold strip                              | P-strip                           |
| Mounting screw tightening torque                        | 2 Nm                              |
| Tightening torque tolerance                             | ±0,2 mT                           |
| Weight  | 0,182 kg                          |

## Technical data

| Part No.   |   |       | MO  | Compressed air connection |       |
|------------|---|-------|---|---------------------------|-------|
|            |   |       |   |                           | Input |
| R422102043 |  | NC/NC |  |                           | G 1/8 |
| R422102044 |  | NO/NO |  |                           | G 1/8 |
| R422102045 |  | NC/NO |  |                           | G 1/8 |
| R422102046 |  | NC/NC |  |                           | G 1/8 |
| R422102047 |  | NO/NO |  |                           | G 1/8 |
| R422102048 |  | NC/NO |  |                           | G 1/8 |

| Part No.   | Compressed air connection |        | Compressed air connection |         |
|------------|---------------------------|--------|---------------------------|---------|
|            |                           | Output |                           | Exhaust |
| R422102043 |                           | G 1/8  |                           | G 1/8   |
| R422102044 |                           | G 1/8  |                           | G 1/8   |
| R422102045 |                           | G 1/8  |                           | G 1/8   |
| R422102046 |                           | G 1/8  |                           | G 1/8   |
| R422102047 |                           | G 1/8  |                           | G 1/8   |
| R422102048 |                           | G 1/8  |                           | G 1/8   |

| Part No.   | Compressed air connection |             | Operational voltage |      | Voltage tolerance |             |
|------------|---------------------------|-------------|---------------------|------|-------------------|-------------|
|            |                           | Pilot Input |                     | DC   |                   | DC          |
| R422102043 |                           | -           |                     | 24 V |                   | -10% / +10% |
| R422102044 |                           | -           |                     | 24 V |                   | -10% / +10% |
| R422102045 |                           | -           |                     | 24 V |                   | -10% / +10% |
| R422102046 |                           | M5          |                     | 24 V |                   | -10% / +10% |
| R422102047 |                           | M5          |                     | 24 V |                   | -10% / +10% |
| R422102048 |                           | M5          |                     | 24 V |                   | -10% / +10% |

| Part No.   | Power consumption |       | Flow conductance |      | Nominal resistance |
|------------|-------------------|-------|------------------|------|--------------------|
|            |                   | DC    |                  | b    |                    |
| R422102043 |                   | 2,2 W |                  | 0,27 | 280 Ω              |
| R422102044 |                   | 2,2 W |                  | 0,27 | 280 Ω              |
| R422102045 |                   | 2,2 W |                  | 0,27 | 280 Ω              |
| R422102046 |                   | 2,2 W |                  | 0,27 | 280 Ω              |
| R422102047 |                   | 2,2 W |                  | 0,27 | 280 Ω              |
| R422102048 |                   | 2,2 W |                  | 0,27 | 280 Ω              |

| Part No.   | Working pressure min./max. |
|------------|----------------------------|
| R422102043 | 3 ... 10 bar               |
| R422102044 | 3 ... 10 bar               |
| R422102045 | 3 ... 10 bar               |
| R422102046 | -0,9 ... 10 bar            |
| R422102047 | -0,9 ... 10 bar            |
| R422102048 | -0,9 ... 10 bar            |

Nominal flow Qn at 6 bar and  $\Delta p = 1$  bar, MO = Manual override

## Technical information

The min. control pressure must be adhered to, since otherwise faulty switching and valve failure may result!

The pressure dew point must be at least 15 °C under ambient and medium temperature and may not exceed 3 °C .

The oil content of compressed air must remain constant during the life cycle.

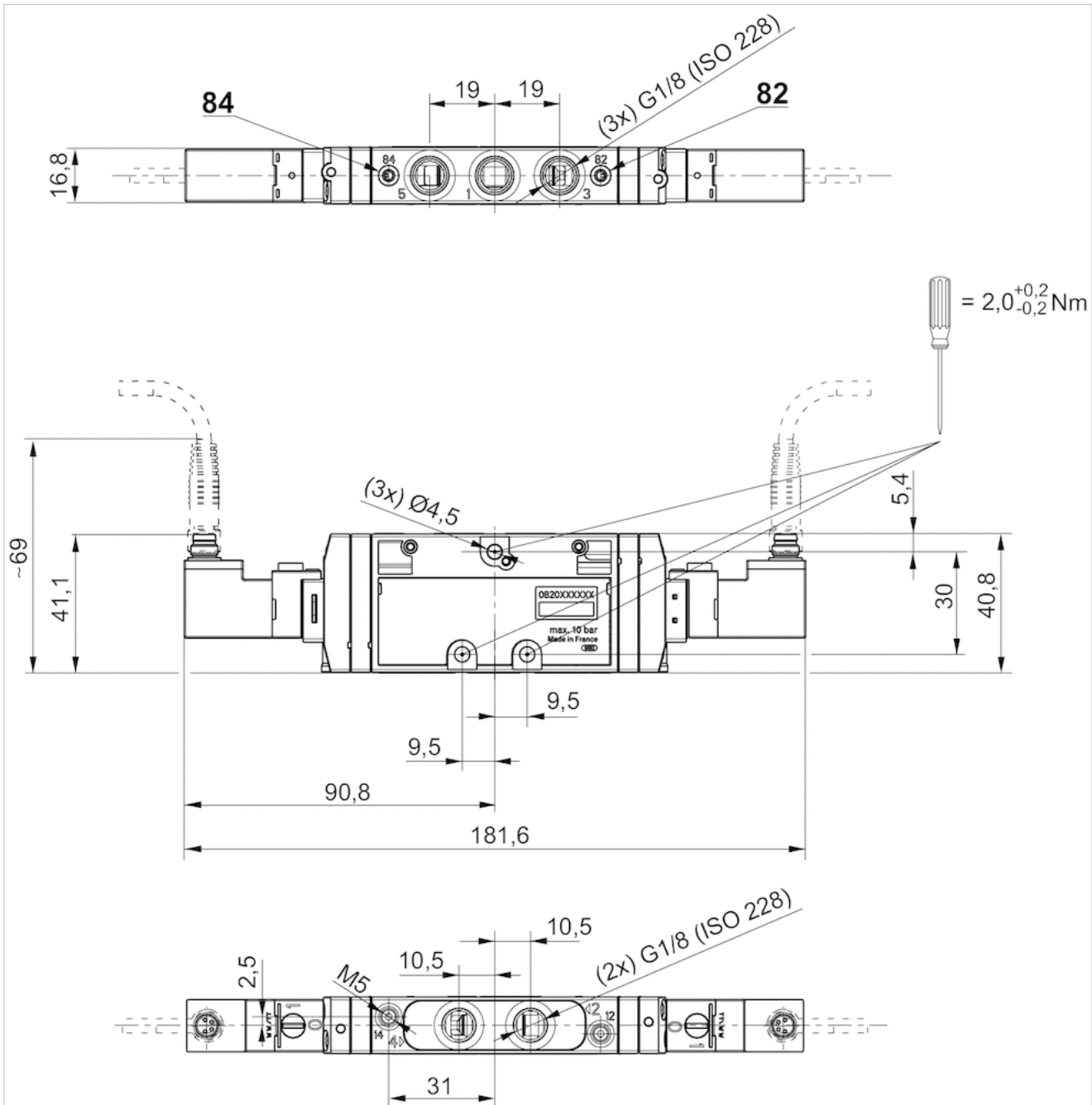
Use only the approved oils from AVENTICS. Further information can be found in the "Technical information" document (available in the MediaCentre).

## Technical information

| Material         |  |
|------------------|--|
| Housing          | Polyamide, fiber-glass reinforced                |
| Seals            | Acrylonitrile butadiene rubber Polyurethane      |
| Front plate      | Polyamide, fiber-glass reinforced                |
| Threaded bushing | Brass Die cast zinc, nickel-plated chrome-plated |

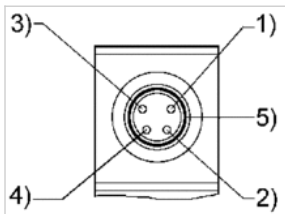
# Dimensions

## Dimensions



# Pin assignments

## PIN assignment and cable colors for valve plug connectors



PIN assignment: 1) PIN not assigned 2) PIN not assigned 3) 0 V4) 24 V5) LED Cable colors 1) Brown 2) White 3) Blue 4) Black

UK Office  
5 Caulside Drive  
Antrim  
BT41 2DU  
United Kingdom  
+44 (0) 28 9448 1808

European Office  
Unit 6, Saint Anthony's Business Park  
Dublin  
D22 VW95  
Ireland  
+353 (0) 1 4373653

