













5/3-directional valve, Series CD04

- Qn = 900 l/min
- Pilot valve width : 26 mm
- Pipe connection
- Compressed air connection output : 1/8-27 PTF
- Electrical connection : Plug, EN 175301-803, form B, 3-pin
- Manual override : with detent
- With spring return
- Pilot : internal



Version	Spool valve, positive overlapping
Activation	Electrically
Pilot	internal
Sealing principle	Soft sealing
Working pressure min./max.	3,5 ... 10 bar
Control pressure min./max.	3,5 ... 10 bar
Ambient temperature min./max.	-15 ... 50 °C
Medium temperature min./max.	-15 ... 50 °C
Medium	Compressed air
Max. particle size	50 µm
Oil content of compressed air	0 ... 1 mg/m ³
Nominal flow Qn	900 l/min
Nominal flow 1 ► 2	900 l/min
Nominal flow 2 ► 3	900 l/min
Compressed air connection	according to ANSI B1.20.3
Connector standard	EN 175301-803:2006
Protection class with connection	IP65
Compatibility index	14
Duty cycle	100 %
Typ. switch-on time	12 ms
Typ. switch-off time	27 ms
Mounting on manifold strip	P-strip
Weight	See table below

Technical data

Part No.	MO	Compressed air connection	
		Input	Output
R412013018		1/8-27 PTF	1/8-27 PTF
R412013019		1/8-27 PTF	1/8-27 PTF
R412013020		1/8-27 PTF	1/8-27 PTF
R412012852		1/8-27 PTF	1/8-27 PTF
R412013015		1/8-27 PTF	1/8-27 PTF
R412013016		1/8-27 PTF	1/8-27 PTF
R412013017		1/8-27 PTF	1/8-27 PTF
R412012861		1/8-27 PTF	1/8-27 PTF
R412013011		1/8-27 PTF	1/8-27 PTF
R412013012		1/8-27 PTF	1/8-27 PTF
R412013014		1/8-27 PTF	1/8-27 PTF
R412012858		1/8-27 PTF	1/8-27 PTF

Part No.	Compressed air connection	Compressed air connection	Operationalvoltage
	Exhaust	Pilot Exhaust	DC
R412013018	1/8-27 PTF	M5	12 V
R412013019	1/8-27 PTF	M5	24 V
R412013020	1/8-27 PTF	M5	-
R412012852	1/8-27 PTF	M5	-
R412013015	1/8-27 PTF	M5	12 V
R412013016	1/8-27 PTF	M5	24 V
R412013017	1/8-27 PTF	M5	-
R412012861	1/8-27 PTF	M5	-
R412013011	1/8-27 PTF	M5	12 V
R412013012	1/8-27 PTF	M5	24 V
R412013014	1/8-27 PTF	M5	-
R412012858	1/8-27 PTF	M5	-

Part No.	Operationalvoltage	Operationalvoltage	Voltage tolerance	Voltage tolerance
	AC 50 Hz	AC 60 Hz	DC	AC 50 Hz
R412013018	-	-	-10% / +10%	-
R412013019	-	-	-10% / +10%	-
R412013020	110 V	110 V	-	-20% / +10%
R412012852	-	-	-	-
R412013015	-	-	-10% / +10%	-
R412013016	-	-	-10% / +10%	-
R412013017	110 V	110 V	-	-20% / +10%
R412012861	-	-	-	-
R412013011	-	-	-10% / +10%	-
R412013012	-	-	-10% / +10%	-
R412013014	110 V	110 V	-	-20% / +10%
R412012858	-	-	-	-

Part No.	Voltage tolerance	Power consumption	Holding power	Holding power
	AC 60 Hz	DC	AC 50 Hz	AC 60 Hz
R412013018	-	4,6 W	-	-

Part No.	Voltage tolerance	Power consumption	Holding power	Holding power
	AC 60 Hz	DC	AC 50 Hz	AC 60 Hz
R412013019	-	4,8 W	-	-
R412013020	-10% / +20%	-	8,3 VA	7,2 VA
R412012852	-	-	-	-
R412013015	-	4,6 W	-	-
R412013016	-	4,8 W	-	-
R412013017	-10% / +20%	-	8,3 VA	7,2 VA
R412012861	-	-	-	-
R412013011	-	4,6 W	-	-
R412013012	-	4,8 W	-	-
R412013014	-10% / +20%	-	8,3 VA	7,2 VA
R412012858	-	-	-	-

Part No.	Switch-on power	Switch-on power	basic valve with electrical connector	Weight
	AC 50 Hz	AC 60 Hz		
R412013018	-	-	-	0,49 kg
R412013019	-	-	-	0,49 kg
R412013020	10,8 VA	9,5 VA	-	0,49 kg
R412012852	-	-	Basic valve without coil	0,39 kg
R412013015	-	-	-	0,49 kg
R412013016	-	-	-	0,49 kg
R412013017	10,8 VA	9,5 VA	-	0,49 kg
R412012861	-	-	Basic valve without coil	0,39 kg
R412013011	-	-	-	0,49 kg
R412013012	-	-	-	0,49 kg
R412013014	10,8 VA	9,5 VA	-	0,49 kg
R412012858	-	-	Basic valve without coil	0,39 kg

Nominal flow Qn at 6 bar and $\Delta p = 1$ bar, MO = Manual override

Technical information

The min. control pressure must be adhered to, since otherwise faulty switching and valve failure may result!

The pressure dew point must be at least 15 °C under ambient and medium temperature and may not exceed 3 °C .

The oil content of compressed air must remain constant during the life cycle.

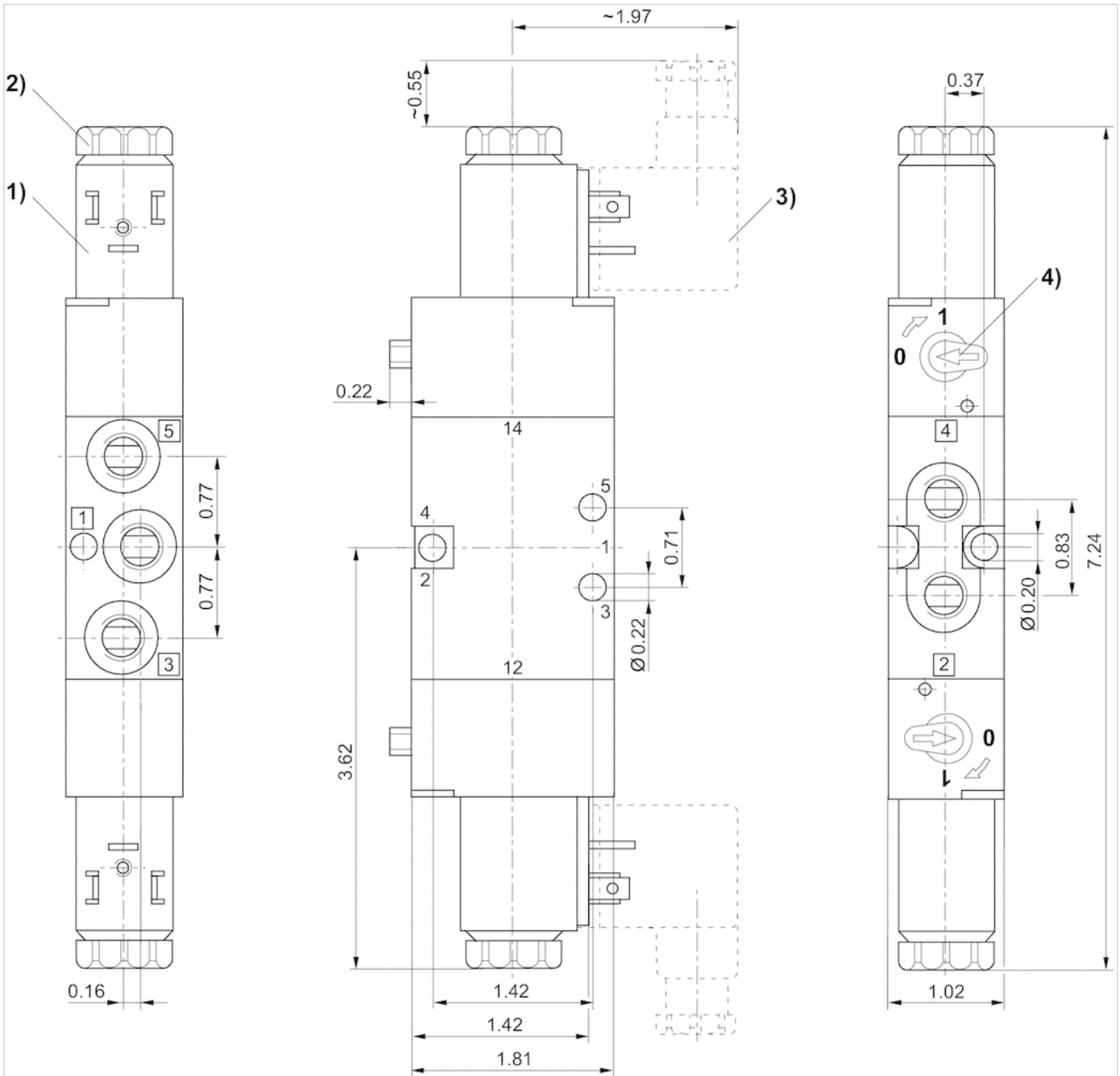
Use only the approved oils from AVENTICS. Further information can be found in the "Technical information" document (available in the MediaCentre).

Technical information

Material	
Housing	Die cast zinc Polyamide, fiber-glass reinforced
Seals	Acrylonitrile butadiene rubber

Dimensions

Dimensions in inches



- 1) Coil can be rotated at 90° intervals 2) After removal of cap M5 internal thread 3) Valve plug connector can be plugged at 180° intervals 4) Manual override