

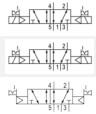
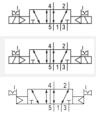





5/2-directional valve, Series CD07

- Qn = 1200 l/min
- Pilot valve width : 30 mm
- Pipe connection
- Compressed air connection output : G 1/4
- Electrical connection : Plug, EN 175301-803, form A, 3-pin
- cold-resistant
- Manual override : with detent
- Double solenoid
- Pilot : internal



Version	Spool valve, positive overlapping
Activation	Electrically
Pilot	internal
Sealing principle	Soft sealing
Working pressure min./max.	3 ... 10 bar
Control pressure min./max.	3 ... 10 bar
Ambient temperature min./max.	-40 ... 50 °C
Medium temperature min./max.	-40 ... 50 °C
Medium	Compressed air
Max. particle size	50 µm
Oil content of compressed air	0 ... 1 mg/m ³
Nominal flow Qn	1200 l/min
Nominal flow 1 ► 2	1200 l/min
Nominal flow 2 ► 3	1200 l/min
Compressed air connection	according to ISO 228-1
Pilot control exhaust	with directional pilot air exhaust
Connector standard	EN 175301-803:2006
Reverse polarity protection	Protected against polarity reversal
Compatibility index	13 14
Duty cycle	100 %
Mounting on manifold strip	P-strip PRS strip
Weight	0,75 kg

Technical data

Part No.		MO	Compressed air connection	
			Input	Output
5776840220			G 1/4	G 1/4
5776845280			G 1/4	G 1/4
5776845302			G 1/4	G 1/4

Part No.	Compressed air connection		Operational voltage
	Exhaust	Pilot Exhaust	DC
5776840220	G 1/4	M5	24 V
5776845280	G 1/4	M5	-
5776845302	G 1/4	M5	-

Part No.	Operational voltage		Voltage tolerance	
	AC 50 Hz	AC 60 Hz	DC	AC 50 Hz
5776840220	-	-	-10% / +10%	-
5776845280	230 V	230 V	-	-20% / +10%
5776845302	-	-	-	-

Part No.	Voltage tolerance		Power consumption	
	AC 60 Hz	DC	AC 50 Hz	AC 60 Hz
5776840220	-	2,1 W	-	-
5776845280	-10% / +20%	-	4,8 VA	4,1 VA
5776845302	-	-	-	-

Part No.	Switch-on power		Typ. switch-on time	Typ. switch-off time
	AC 50 Hz	AC 60 Hz		
5776840220	-	-	21 ms	21 ms
5776845280	6,9 VA	5,8 VA	21 ms	21 ms
5776845302	-	-	-	-

Nominal flow Q_n at 6 bar and $\Delta p = 1$ bar, MO = Manual override

Technical information

The min. control pressure must be adhered to, since otherwise faulty switching and valve failure may result!

The pressure dew point must be at least 15 °C under ambient and medium temperature and may not exceed 3 °C .

The oil content of compressed air must remain constant during the life cycle.

Use only the approved oils from AVENTICS. Further information can be found in the "Technical information" document (available in the MediaCentre).

Technical information

Material

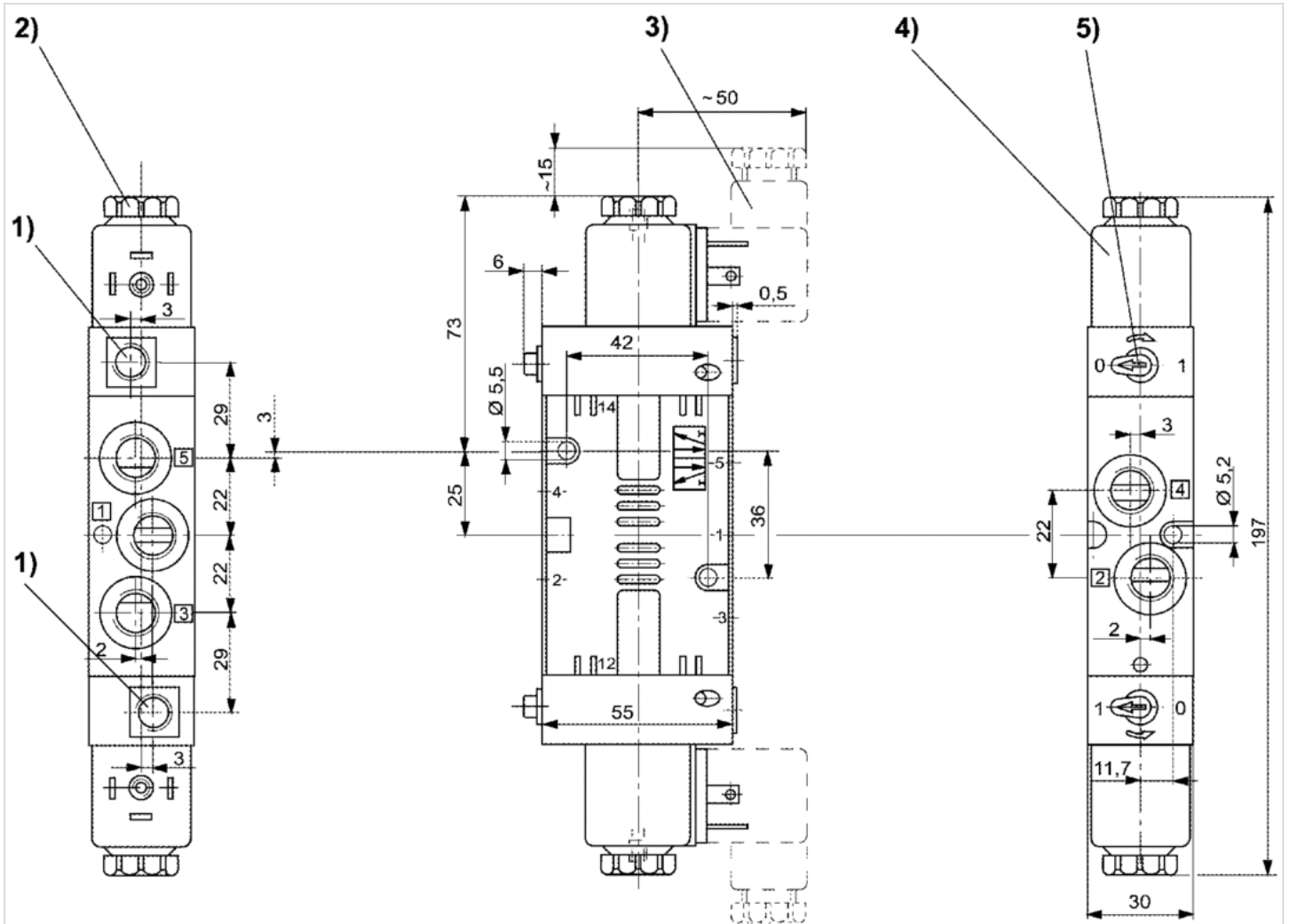
Housing

Die cast zinc Polyamide, fiber-glass reinforced
Die cast zinc Polyarylamide, fiber-glass reinforced

Material	
Seals	Polyurethane

Dimensions

Dimensions Fig. 1



- 1) Only with separate pilot control G 1/8
- 2) After removal of cap M5 internal thread
- 3) Valve plug connector
- 4) Coil can be plugged at 45° intervals
- 5) Manual override