























5/3-directional valve, Series 581, size 1

- ISO 5599-1
- ISO 1
- 5/3
- Qn = 1100 l/min
- Compressed air connection output Base plate ISO 5599-1
- Electrical connection Plug, ISO 15217, form C
- Manual override without detent



Version	Spool valve
Sealing principle	Soft sealing
Blocking principle	Single base plate principle
Connection type	Plate connection
Standards	ISO 5599-1, ISO 1
Working pressure min./max.	See table below
Control pressure min./max.	3 ... 10 bar
Ambient temperature min./max.	-10 ... 50 °C
Medium temperature min./max.	-10 ... 50 °C
Medium	Compressed air
Max. particle size	50 µm
Oil content of compressed air	0 ... 5 mg/m ³
Nominal flow Qn	1100 l/min
Flow conductance C	4,3 l/(s*bar)
Protection class with connection	IP65
Duty cycle	100 %
Typ. switch-on time	14 ms
Typ. switch-off time	22 ms
Mounting screw	with hexagon socket
Mounting screw tightening torque	2 Nm
Weight	0,22 kg

Technical data

Part No.		MO	Operational voltage DC	Voltage tolerance DC	Power consumption DC
5811460130			24 V	-10% / +10%	2 W
5811461130			24 V	-10% / +10%	2 W
5811462130			24 V	-10% / +10%	2 W
5811463130			24 V	-10% / +10%	2 W
5811560130			24 V	-10% / +10%	2 W
5811561130			24 V	-10% / +10%	2 W
5811562130			24 V	-10% / +10%	2 W
5811563130			24 V	-10% / +10%	2 W
5811760130			24 V	-10% / +10%	2 W
5811761130			24 V	-10% / +10%	2 W
5811762130			24 V	-10% / +10%	2 W
5811763130			24 V	-10% / +10%	2 W

Part No.	Pilot	Working pressure min./max.	Electrical connection Pilot valve	Throttle
5811460130	internal	3 ... 10 bar	Plug ISO 15217, form C	-
5811461130	internal	3 ... 10 bar	Plug ISO 15217, form C	with throttle
5811462130	external	-0,95 ... 10 bar	Plug ISO 15217, form C	-
5811463130	external	-0,95 ... 10 bar	Plug ISO 15217, form C	with throttle
5811560130	internal	3 ... 10 bar	Plug ISO 15217, form C	-
5811561130	internal	3 ... 10 bar	Plug ISO 15217, form C	with throttle
5811562130	external	-0,95 ... 10 bar	Plug ISO 15217, form C	-
5811563130	external	-0,95 ... 10 bar	Plug ISO 15217, form C	with throttle
5811760130	internal	3 ... 10 bar	Plug ISO 15217, form C	-
5811761130	internal	3 ... 10 bar	Plug ISO 15217, form C	with throttle
5811762130	external	-0,95 ... 10 bar	Plug ISO 15217, form C	-
5811763130	external	-0,95 ... 10 bar	Plug ISO 15217, form C	with throttle

Connection 12 must be connected with atmospheres, Nominal flow Qn at 6 bar and $\Delta p = 1$ bar, MO = Manual override

Technical information

The min. control pressure must be adhered to, since otherwise faulty switching and valve failure may result!

The pressure dew point must be at least 15 °C under ambient and medium temperature and may not exceed 3 °C .

The oil content of compressed air must remain constant during the life cycle.

Use only the approved oils from AVENTICS. Further information can be found in the "Technical information" document (available in the MediaCentre).

Technical information

Housing	Polyamide, fiber-glass reinforced
Seals	Acrylonitrile butadiene rubber

Dimensions

Dimensions

