




5/2-directional valve, Series 581, size 2

- Single air pilot
- $Q_n = 2700$ l/min
- Plate connection
- Compressed air connection output Base plate ISO 5599-1
- Can be assembled into blocks
- suitable for ATEX



Version	Spool valve
Blocking principle	Single base plate principle
Sealing principle	Soft sealing
ATEX class G	2G Ex mb II T4
ATEX class D	2D Ex tD A21 T130°C
Connection type	Plate connection
Standards	ISO 5599-1, ISO 2
Nominal flow Q_n	2700 l/min
Compressed air connection	Base plate ISO 5599-1
Working pressure min./max.	-0,95 ... 16 bar
Control pressure min./max.	3 ... 16 bar
Ambient temperature min./max.	-20 ... 70 °C
Medium temperature min./max.	-20 ... 70 °C
Medium	Compressed air class 6-4-3
Max. particle size	50 µm
Oil content of compressed air	0 ... 5 mg/m ³
Mounting screw	with hexagon socket
Mounting screw tightening torque	3,5 Nm
Weight	0,42 kg

Technical data

Part No.		Flow conductance	Throttle	ATEX
		C-value		
5812130000		11,8 l/(s*bar)	-	suitable for ATEX
5812131000		11,8 l/(s*bar)	with throttle	suitable for ATEX

Nominal flow Q_n at 6 bar and $\Delta p = 1$ bar

Technical information

The min. control pressure must be adhered to, since otherwise faulty switching and valve failure may result!

The pressure dew point must be at least 15 °C under ambient and medium temperature and may not exceed 3 °C .

The oil content of compressed air must remain constant during the life cycle.

Use only the approved oils from AVENTICS. Further information can be found in the "Technical information" document (available in the MediaCentre).

Technical information

Housing	Aluminum
Seals	Acrylonitrile butadiene rubber

Dimensions

Dimensions

