










# 5/2-directional valve, Series 581, size 1

- ISO 5599-1
- ISO 1
- 5/2
- $Q_n = 1400$  l/min
- Compressed air connection output Base plate ISO 5599-1
- Electrical connection Plug, EN 175301-803, form A
- Manual override with detent, without detent



Version	Spool valve
Sealing principle	Soft sealing
Blocking principle	Single base plate principle
Connection type	Plate connection
Standards	ISO 5599-1, ISO 1
Working pressure min./max.	See table below
Control pressure min./max.	1,5 ... 10 bar
Ambient temperature min./max.	-15 ... 50 °C
Medium temperature min./max.	-15 ... 50 °C
Medium	Compressed air
Max. particle size	50 µm
Oil content of compressed air	0 ... 5 mg/m <sup>3</sup>
Nominal flow $Q_n$	1400 l/min
Flow conductance C	5,2 l/(s*bar)
Protection class with connection	IP65
Compatibility index	14
Duty cycle	100 %
Typ. switch-on time	13 ms
Typ. switch-off time	13 ms
Mounting screw	with hexagon socket
Mounting screw tightening torque	2 Nm
Weight	0,5 kg

## Technical data

Part No.		MO	Operationalvoltage DC	Operationalvoltage AC 50 Hz	Voltage tolerance DC
5811290650			24 V	-	-10% / +10%
5811290450			-	230 V	-
5811291650			24 V	-	-10% / +10%
5811291450			-	230 V	-
5811292650			24 V	-	-10% / +10%
5811292450			-	230 V	-
5811293650			24 V	-	-10% / +10%
5811293450			-	230 V	-

Part No.	Voltage tolerance AC 50 Hz	Power consumption DC	Holding power AC 50 Hz	Switch-on power AC 50 Hz
5811290650	-	2 W	-	-

Part No.	Voltage tolerance AC 50 Hz	Power consumption DC	Holding power AC 50 Hz	Switch-on power AC 50 Hz
5811290450	-10% / +10%	-	4,8 VA	7 VA
5811291650	-	2 W	-	-
5811291450	-10% / +10%	-	4,8 VA	7 VA
5811292650	-	2 W	-	-
5811292450	-10% / +10%	-	4,8 VA	7 VA
5811293650	-	2 W	-	-
5811293450	-10% / +10%	-	4,8 VA	7 VA

Part No.	Pilot	Working pressure min./max.	Compatibility index
5811290650	internal	1,5 ... 10 bar	14
5811290450	internal	1,5 ... 10 bar	14
5811291650	internal	1,5 ... 10 bar	14
5811291450	internal	1,5 ... 10 bar	14
5811292650	external	-0,95 ... 10 bar	14
5811292450	external	-0,95 ... 10 bar	14
5811293650	external	-0,95 ... 10 bar	14
5811293450	external	-0,95 ... 10 bar	14

Part No.	Electrical connection Pilot valve	Throttle
5811290650	Plug EN 175301-803, form A	-
5811290450	Plug EN 175301-803, form A	-
5811291650	Plug EN 175301-803, form A	with throttle
5811291450	Plug EN 175301-803, form A	with throttle
5811292650	Plug EN 175301-803, form A	-
5811292450	Plug EN 175301-803, form A	-
5811293650	Plug EN 175301-803, form A	with throttle
5811293450	Plug EN 175301-803, form A	with throttle

Nominal flow  $Q_n$  at 6 bar and  $\Delta p = 1$  bar, MO = Manual override, An operating pressure of up to 16 bar is possible in the version with manual override without detent.

## Technical information

The min. control pressure must be adhered to, since otherwise faulty switching and valve failure may result!

The pressure dew point must be at least 15 °C under ambient and medium temperature and may not exceed 3 °C .

The oil content of compressed air must remain constant during the life cycle.

Use only the approved oils from AVENTICS. Further information can be found in the "Technical information" document (available in the MediaCentre).

## Technical information

Housing	Aluminum
Seals	Acrylonitrile butadiene rubber

# Dimensions

## Dimensions

