




2x3/2-directional valve, Series TC15

- Qn = 1100 l/min
- Compressed air connection output G 1/4
- Plate connection, Pipe connection



Version	Spool valve
Activation	Pneumatically
Sealing principle	Soft sealing
Blocking principle	Plate principle
Flow rate value Qn	1100 l/min
Working pressure min./max.	-0,9 ... 10 bar
Control pressure min./max.	3 ... 10 bar
Ambient temperature min./max.	-10 ... 50 °C
Medium temperature min./max.	-10 ... 50 °C
Medium	Compressed air
Max. particle size	5 µm
Oil content of compressed air	0 ... 5 mg/m ³
Mounting screw tightening torque	2,5 Nm
Weight	0,18 kg

Technical data

Part No.			Compressed air connection	Compressed air connection
			Output	Pilot control exhaust
R422102232		NC/NC	G 1/4	M5
R422102233		NO/NO	G 1/4	M5
R422102234		NC/NO	G 1/4	M5

Part No.	Flow conductance	Flow conductance
	b	C-value
R422102232	0,25	5,9 l/(s*bar)
R422102233	0,25	5,9 l/(s*bar)
R422102234	0,25	5,9 l/(s*bar)

Nominal flow Qn at 6 bar and $\Delta p = 1$ bar

Technical information

The min. control pressure must be adhered to, since otherwise faulty switching and valve failure may result!
 The pressure dew point must be at least 15 °C under ambient and medium temperature and may not exceed 3 °C .
 The oil content of compressed air must remain constant during the life cycle.
 Use only the approved oils from AVENTICS. Further information can be found in the "Technical information" document (available in the MediaCentre).

Technical information

Material	
Housing	Polyamide, fiber-glass reinforced
Seals	Acrylonitrile butadiene rubber

UK Office
5 Caulside Drive
Antrim
BT41 2DU
United Kingdom
+44 (0) 28 9448 1808

European Office
Unit 6, Saint Anthony's Business Park
Dublin
D22 VW95
Ireland
+353 (0) 1 4373653



Material	
Front plate	Polyamide, fiber-glass reinforced
Threaded bushing	Brass Die cast zinc, chrome-plated nickel-plated